



Thomas Russell Infants' School

'Our children blossom through nurture and challenge'

Newsletter number 13 15.12.2023

Reception Nativity

After the excitement of the Christmas fair last week, the festivities continued in school this week with our first Christmas production led by Reception. It was an absolute pleasure to watch the children as they sang, danced and spoke beautifully. We hope that everyone who came to watch enjoyed it. Thank you to the Reception team for putting the production together.



Y2 Christmas Play

The following afternoon it was Year 2's turn and what a treat we all had. The children never stopped smiling as they showed their confidence with lovely speaking, singing and dancing. Thank you to everyone who came to watch and supported the children with learning their lines and organising some beautiful costumes.



PTA News

We are delighted to share the fantastic news that our recent Christmas Fair was a resounding success, raising a remarkable **£2,453.56!** This achievement would not have been possible without the overwhelming support of our wonderful school community.

A special thank you to Jo, whose dedication in running the kitchen and delivering hot food added a warm and festive touch to the event. The generosity of time from TRIS staff, parents, and the invaluable assistance from John Taylor students (highlighted in red on the timetable below) were crucial to the fair's success.

GAMECRAFT STALL																		
Lucky Lolly	Xmas Mystery Tree	Trail & Tokens	Xmas Carol March	Serve Pong	Knock the off of the staff	Snowman Thrown	Guess the number name	Guess the off name	Xmas Lucky Dip	Balloonists	Tombola	To Car Away	Hot Choc Craft	Woolen Tag	Roadster Race	Ona Cookie Penguins	Kaffe - drink @ Spin	Hedgehog
Parent	Parent	Parent	Parent	Parent	PTA	PTA	PTA	Parent	Parent	Teacher	PTA	PTA	PTA	PTA	PTA	PTA	PTA	PTA
Parent	PTA	Parent	Teacher	Teacher	PTA	PTA	PTA	PTA	PTA	PTA	PTA	PTA	Teacher	PTA	Teacher	PTA	PTA	PTA
PTA	Parent	Teacher	Parent	PTA	PTA	PTA	Teacher	PTA	PTA	PTA	PTA	PTA	PTA	PTA	PTA	PTA	PTA	PTA

The success of our raffle was made possible by the incredible contributions from both the wider and school community. We've attached a list of thanks for you to peruse and appreciate the support. Heartfelt gratitude to Chris Moody (Year 1 parent) for generously donating mulled wine and to Dave from the 3 Horseshoes (Year 2 parent) for serving and providing equipment.

Looking ahead, in collaboration with the Co-Headteachers, our collective goal is to fundraise for an outdoor shelter, pending groundwork permissions and costing. We would also like to continue to develop our outdoor play area and the apparatus on the field. Your continued support is instrumental in achieving these aspirations. Thank you all for making the Tris PTA Christmas Fair a memorable and successful event. Wishing you all a lovely holiday season!

Drayton Manor
 TRIS Grandparent donation
 Burton Albion
 Ollie Lawrence
 Packington
 Gold Stag Chimney Sweepers
 Sports Camp
 Lacey Grace Design
 Maseys- DIY
 Manager Scargill Mann & CO
 Glow
 VinX
 Walsall Football Club
 Toby Carvery
 Amy Wardman
 Barton Soapworks
 John German
 Gemma Yeomans Photography
 Beauty Boutique
 Morrisons Burton
 Poppies
 Garden King
 Ark
 Majestic Wines
 Barton Fish Bar
 Big Bounce
 Tesco Lichfield
 Fat Cats Barton
 Apple Tree
 Morrisons

We would like to say a special thank you for the continued support from Stubbs Tickets and Sign Technology Lichfield - your support at our events is really valuable and we are grateful for your generous donations of supplies.

Thank you for the donation from Co-op Barton, The Three horse shoes, Majestic Wines and Bookers. We are grateful for your support for this event.

Wreath Making Event Success!

A heartfelt thank you to everyone who made our recent wreath making event a smashing hit! It was our first time hosting such an event, and your overwhelming support truly made it special. We extend our sincere gratitude to all who booked in and joined us for this festive occasion. Your enthusiasm and creativity added a magical touch to the evening. We hope you enjoyed the experience and consider returning for future events. Special thanks to Lilly from Flower Design of Lichfield for leading the class with expertise and flair. Additionally, a big shout-out to Chris Moody for contributing to the festive spirit by generously donating all the fizz for the evening. Your support enhances our community events, and we are truly grateful.

12 Top Tips for Children and Young People to Enjoy a TECH-FREE CHRISTMAS

The Christmas holidays are tailor made for families to enjoy relaxed quality time in each other's company – but with distractions like pinging phone notifications, the lure of games consoles and online Boxing Day sales, that can be more difficult than it sounds. Staying off our phones, laptops and tablets, however, can really help us to appreciate the things that genuinely matter at this special time of year. Follow our 12 top tips for a tech-free festive season... Yule be glad you did! Merry Christmas!

CHRISTMAS CRAFTING

Get out the paper, glue and scissors and have a go at hand-making cards or gift tags. You could also create your own decorations to add a uniquely personal touch to the Christmas tree.

NATURE QUEST

Try a scavenger hunt in the garden or your local park. Challenge yourself and your family to find natural treasures that are symbolic of this time of year – like holly or pinecones, say.

CAROL KARAOKE

Sing your hearts out with a Christmas carol karaoke night. Pick out your favourite tunes and enjoy a musical celebration with family and friends.

WANDER DOWN MEMORY LANE

How about making a scrapbook filled with your favourite memories from Christmases gone by? Unleash your creativity while you enjoy reliving those magical holiday moments.

TRY REFLECTIVE JOURNALLING

Jot down your thoughts, feelings and reflections on the holiday in a notebook or diary – you could also list some of your main goals for the new year.

WRAP IT UP

Take time to get inventive with some luxurious gift wrapping. Break out the wrapping paper, ribbons and bows to make parcelling up those presents into a creative adventure.

WALK IN A WINTER WONDERLAND

Delight in the great outdoors with some gentle walks over the holiday. The family can all wrap up warm as you add to your step count and savour the crisp winter air together.

BE A SEASONAL CHEF

Get the whole family working together in the kitchen for some Christmas cooking. Choose a recipe and whip up a festive feast that all of you can enjoy.

ENJOY A CHRISTMAS STORY

Christmas is a perfect time for sparking stories. Get cosy and lose yourself in a brilliant book, from Dickens to Dr Seuss or a more modern favourite by Chris van Allsburg or Tom Fletcher.

SNOWY SCULPTURES

If we're fortunate enough to get a white Christmas this year, make the most of the opportunity by having a family snowman-building competition!

GAMES NIGHT GALA

Dive into some old-school fun with a tech-free games night. Classic board games and card games have stood the test of time for a reason!

GOODWILL TO ALL

You and your family could spend a day volunteering – perhaps at a food bank or helping a local charity. After all, kindness and thinking of others are part of what Christmas is all about.

Meet Our Expert

Minds Ahead design and deliver the UK's only specialist postgraduate mental health qualifications. They also provide training and support to education organisations and local authorities – empowering school leaders and staff with the knowledge and tools to shape their settings into inclusive communities where the mental health of pupils and personnel is prioritised.



The National College

NOS National Online Safety
#WakeUpWednesday

@natonlinesafety

/NationalOnlineSafety

@nationalonlinesafety

@national_online_safety

Forest School

Mrs Garratt has got some exciting Forest School ideas to share with everyone that you might enjoy working on at home.

Let's go

12 Days Wild



The Wildlife Trusts



Recycle wrapping paper, boxes and plastics, and see what you can reuse

Feeling the crisp air on your skin as you go for a morning walk



Use Christmas leftovers to make bird feeders (such as fat balls & left over nuts, seeds and crackers)



Reuse your Christmas tree to make a log pile shelter for wildlife (remove needles though!)



Make a twig winter decoration



Visit a nature reserve, park or go on a wintery beach walk



Go stargazing



Listen to nature's own Christmas carol: the crunch of leaves, bark of a roe deer, or screech of a barn owl



Set eco New Year's resolutions



Photograph the frost



Do some winter gardening



Write down three things you're grateful about nature



Make sure to share your photos on social media using **#12DaysWild**






How to make eco-decorations






DRIED ORANGE GARLAND

You will need

- Oranges 
- String 
- Scissors 
- Cinnamon sticks (optional)




- Get a grown-up to help you thinly slice an orange and then dry it out in the oven heated to 140C for 45 minutes.






Put a small hole in each slice before drying it out.
- When the slices are fully dry, thread the string through the orange slices, tying a knot between each one.
 
- If you want, you can tie in cinnamon sticks between each slice.
 

PINE CONE GARLAND

You will need



- Pinecones 
- String 
- Scissors 




- Carefully shake your pinecones outside to get rid of any minibeasts, clean them and let them dry out.
 
- Cut string into 25cm pieces and wrap one around the base of each pinecone.
 
- Then cut a longer piece of string for the garland – tie each of your pinecones onto this.
 


Trim the short ends of string

TWIG STAR DECORATIONS

You will need

- Twigs (five per star) 
- String 

- Choose five twigs of equal length.
 
- Tie the ends of the twigs together with string.
 
- Tie the end of your final twig to the free end of your first twig, and twist into a star shape.
 



Loop string through the stars to hang them on your tree!

Illustration: Corinne Welch © Copyright Royal Society of Wildlife Trusts 2021

www.wildlifewatch.org.uk ← For more activity ideas

*one orange should make one garland

Next week

Next week, the festive fun continues with lots going on in school. On Monday 18th December Year 2 will be showcasing their musical learning from this term to parents. 2MS will be performing at 1.30pm and 2W at 2.10pm.

Year 1 will be performing their Christmas production on Wednesday the 20th at 2pm. Please don't forget to bring your tickets—due to fire regulations we do need to limit them to 2 per family. If you have any tickets that you won't be using then please return them to the school office and we can make them available to others.

On Thursday it is our Christmas lunch which both staff and children look forward to enjoying together.

We break up for the Christmas holidays on Friday and we have heard that there might be a special visitor passing over Barton during the afternoon who will try to pop in and see the children.

Admissions September 2024

Do you know anyone who has a child due to start Reception in September 2024? If so then please remind them that applications need to be submitted by the 15 January. If they haven't yet made a decision and would like a tour of the school then please ask them to contact the school office for an appointment. Thank you

Dates for your Diary

Lunch menu from Monday 18th December will be Week 3

Mon 18th Dec - Y2 Music performance to parents 2MS at 1.30pm & 2W at 2.10pm

Tue 19th Dec - JTMA Christmas concert

Wed 20th Dec - Y1 Christmas play to parents 2.00pm

Thu 21st Dec - Christmas lunch

Fri 22nd Dec - Last day of term

Mon 8th Jan - Back to school first day of term



Christmas Celebrations - Lunch - Thursday 21st December

Children will be able to have a roast turkey dinner or quorn fillet dinner with a chocolate brownie or shortbread biscuit for pudding. (The usual Thursday menu will not be available)

Have a lovely weekend

Mrs Burton and Mrs Moore